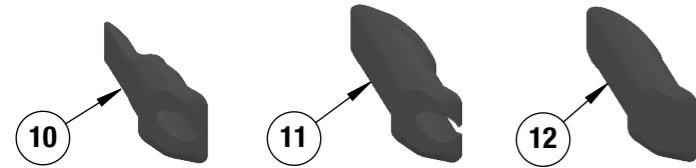
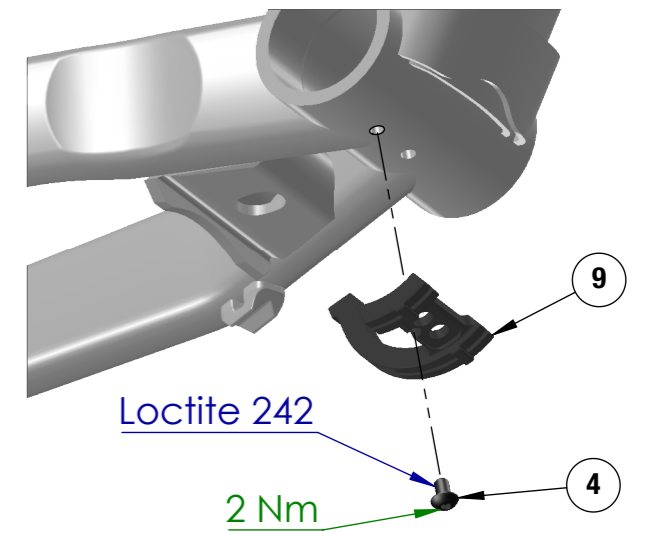
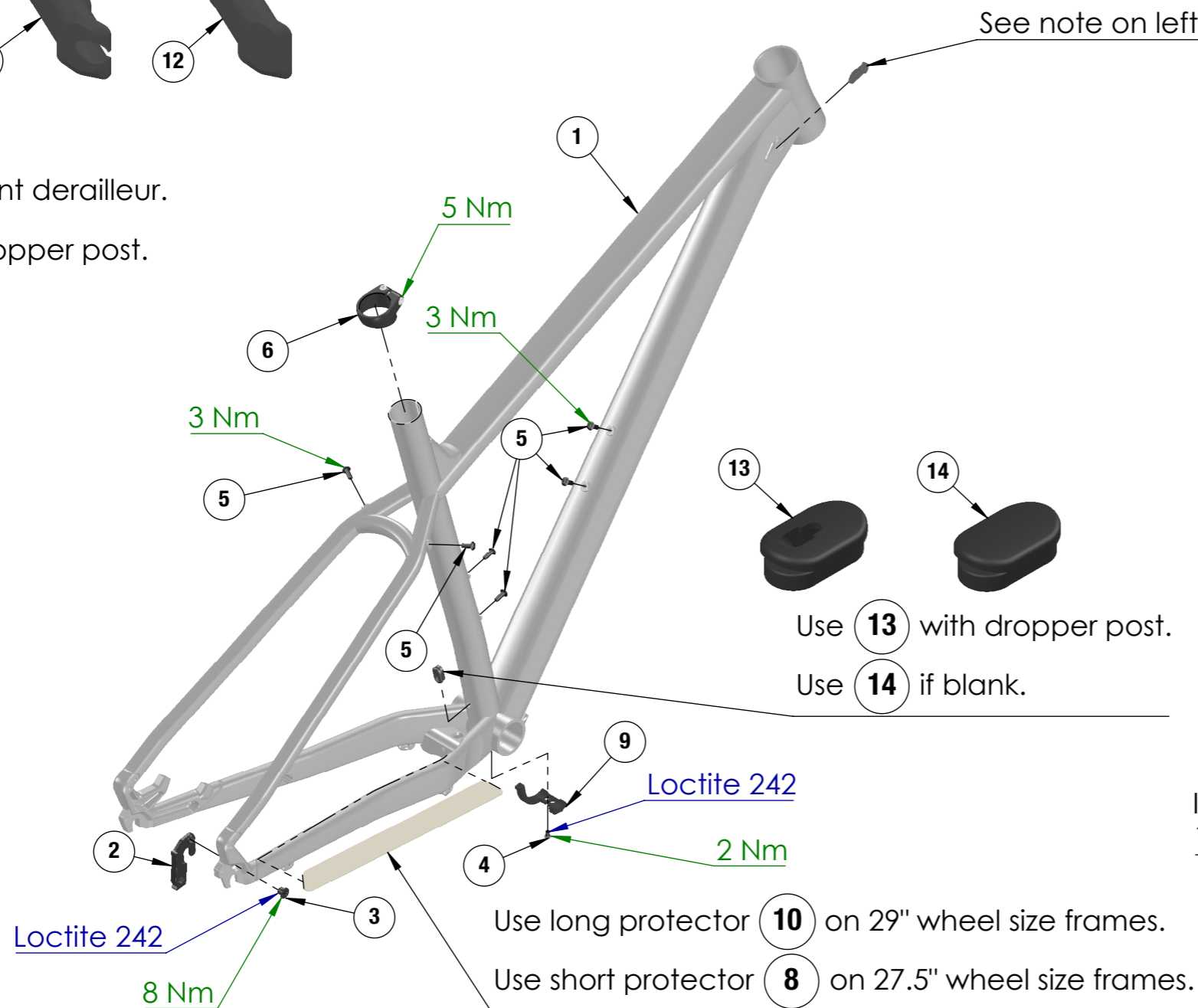


| ADDITIONAL FRAME INFORMATION | | |
|-----------------------------------|--------------------------|----------|
| AVAILABLE FRAME SIZES | XXS, XS, S, M | M, L, XL |
| WHEEL SIZE | 27.5" | 29" |
| S.H.I.S. | ZS44/28.6 ZS44/30 | |
| MAX. FORK LENGTH, OFFSET [mm] | 495, 42 | 515, 51 |
| BB TYPE, WIDTH [mm] | BSA THREADED, 73 | |
| MAX CHAINRING SIZE [1X 2X 3X] | 34 24, 36 24, 34, 42 | |
| O.L.D. [mm] | 135 | |
| REAR BRAKE MOUNT [mm] | 160 POST | |
| FRONT DERAILLEUR CLAMP SIZE | 34.9 | |
| FRONT DERAILLEUR TYPE | BAND CLAMP, LOW PULL | |
| SEATPOST DIAMETER [mm] | 31.6 | |
| RECOMMENDED TIRE SIZE [IN.] | 2.25" | |
| REAR AXLE TYPE | 9mm x 135mm QR HUB | |

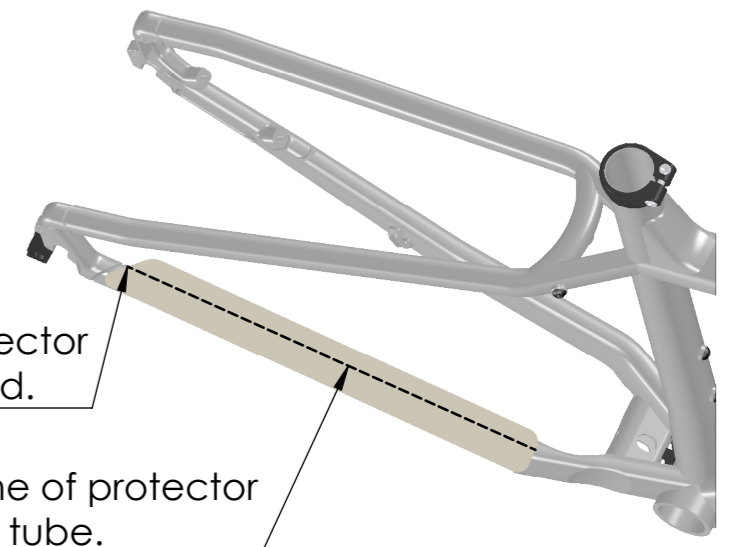
| ITEM NO. | SERVICE PART NUMBER | QTY. | DESCRIPTION | MATERIAL |
|----------|--------------------------|------|--|-----------------------|
| 1 | CONTACT CUSTOMER SERVICE | 1 | FRAME ASSEMBLY, NORCO STORM, MY20 | 6061-T6 |
| 2 | 913010-002 | 1 | DERAILLEUR HANGER, NORCO QR FRAMES, MY20 | 7075-T6 |
| 3 | KIT | 1 | CHAINRING BOLT, 6mm LONG | STEEL, BLACK CHROMATE |
| 4 | 913400-035 | 1 | M4X6MM BUTTON HEAD CAP SCREW | STEEL, BLACK CHROMATE |
| 5 | 913400-031 | 6 | M5X12MM BUTTON HEAD CAP SCREW | STEEL, BLACK CHROMATE |
| 6 | 915000-002 | 1 | NORCO SEATPOST CLAMP, 34.9mm | 6061-T6 |
| 7 | 915200-018 | 1 | CS Protector, Indie and Storm 9 MY20 | POLYURETHANE |
| 8 | 915200-025 | 1 | CS Protector, Storm 7 MY20 | POLYURETHANE |
| 9 | 914300-003 | 1 | CABLE GUIDE, YF-007-5 UNDER BB | PLASTIC |
| 10 | 914100-034 | 1 | GIZMO3S, GROMMET, CABLE STOP | NYLON |
| 11 | 914100-038 | 1 | GIZMO3S, GROMMET, SINGLE CABLE CENTERED | EPDM RUBBER |
| 12 | 914100-035 | 1 | GIZMO3S, GROMMET, BLANK | EPDM RUBBER |
| 13 | 914100-041 | 1 | CABLE SLOT GROMMET, 20X10MM | EPDM RUBBER |
| 14 | 914100-042 | 1 | BLANK SLOT GROMMET, 20X10MM | EPDM RUBBER |



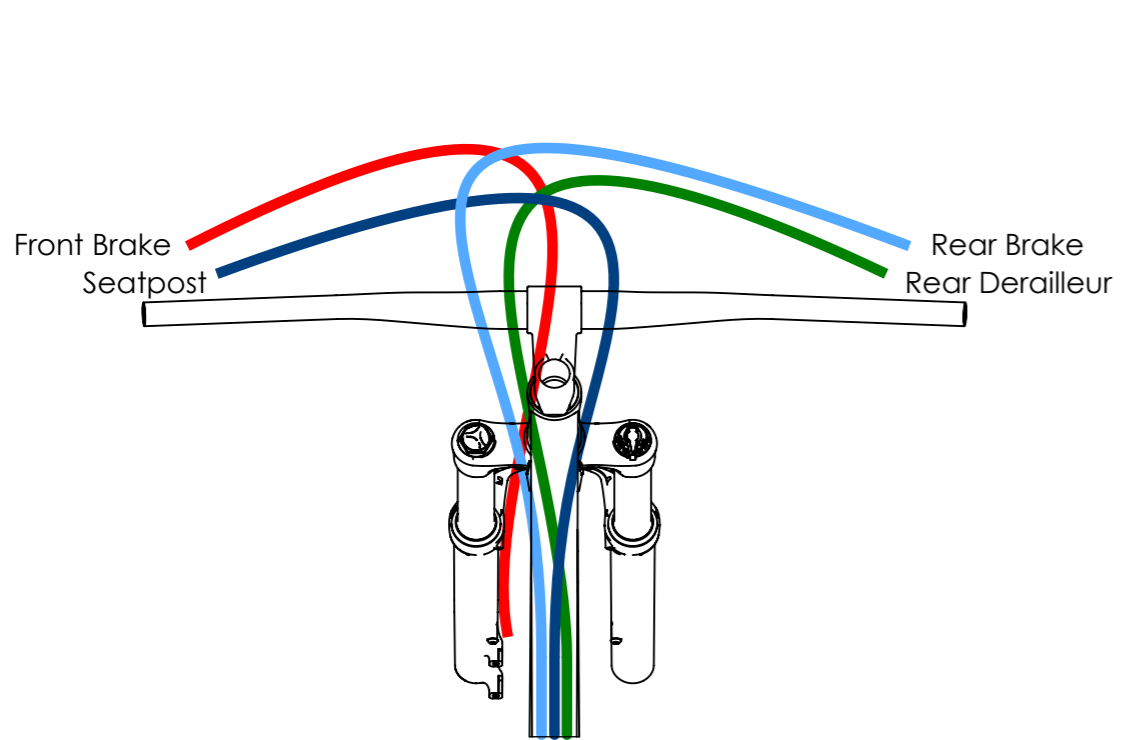
Use **10** with a front derailleur.
 Use **11** with a dropper post.
 Use **12** if blank.



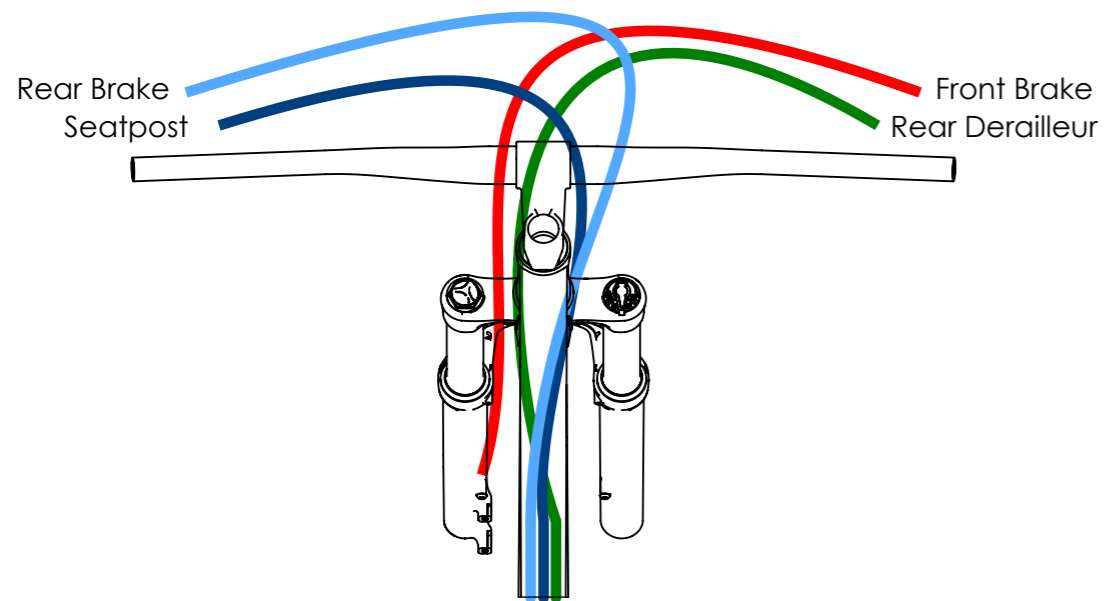
BOTTOM BRACKET CABLE GUIDE



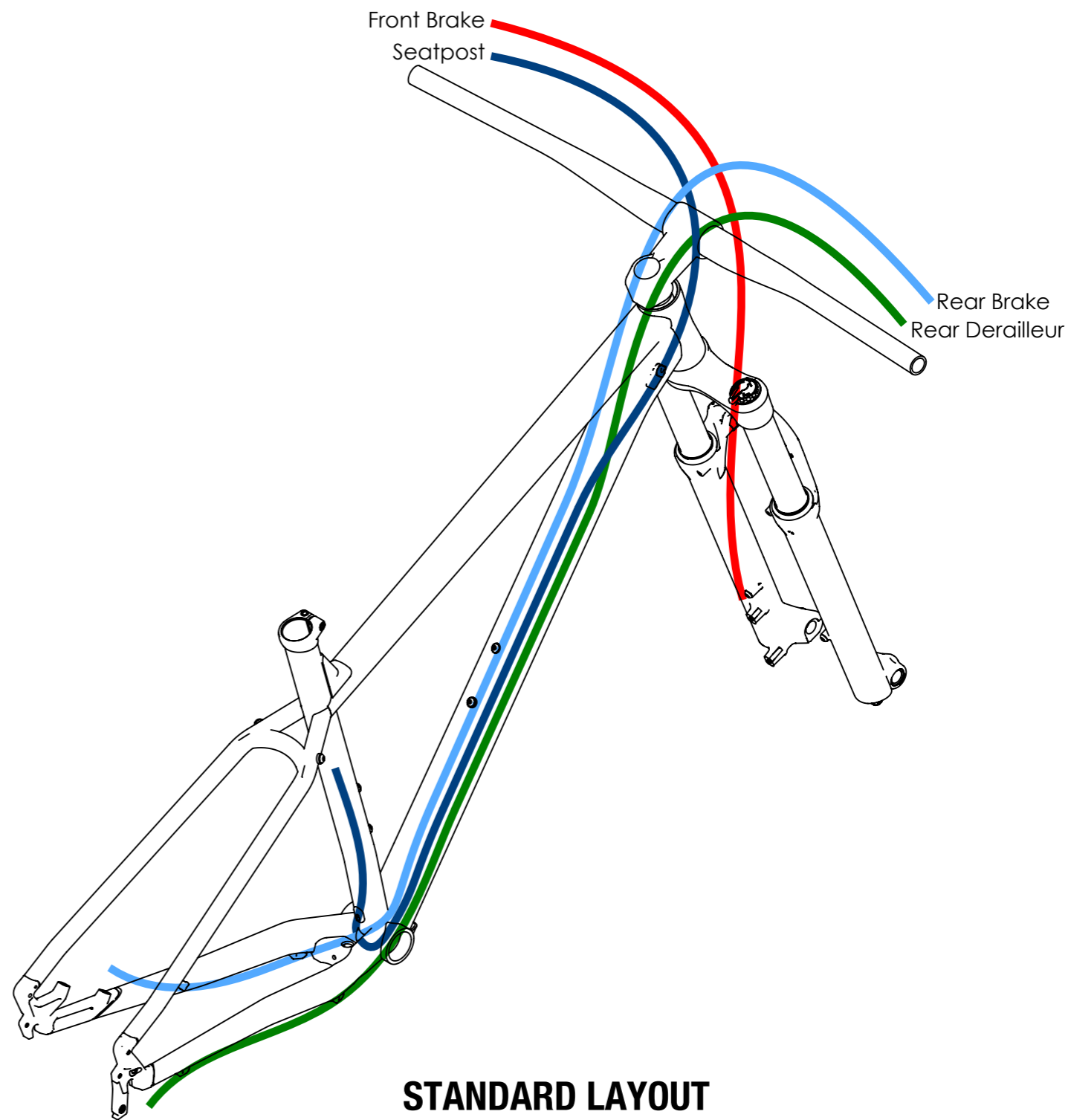
CHAIN STAY PROTECTOR ALIGNMENT



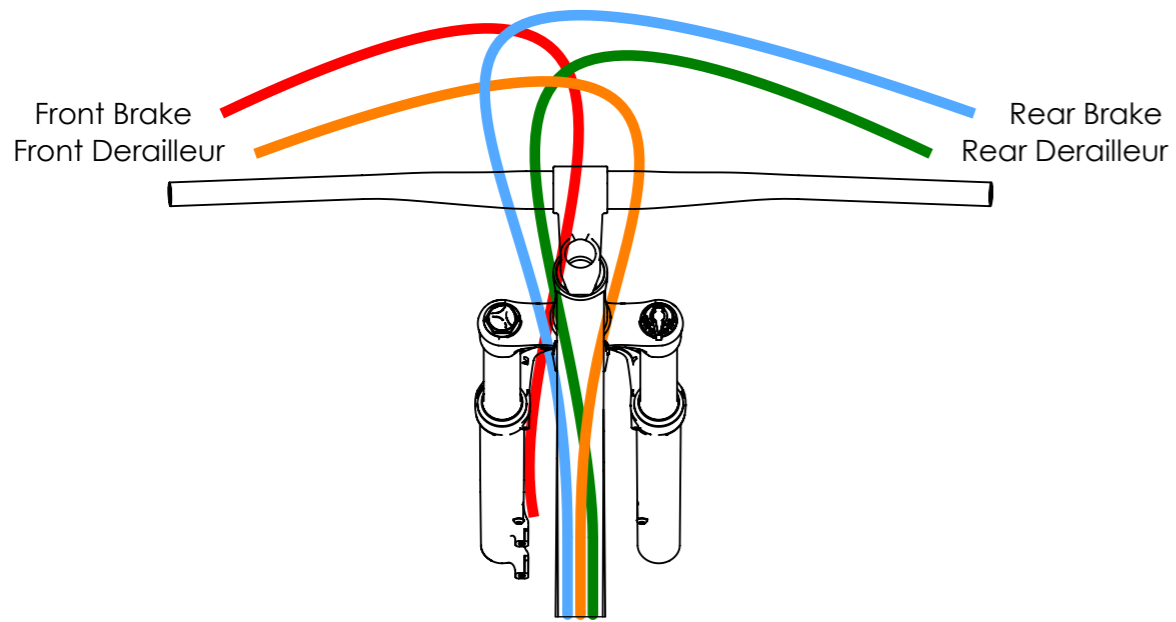
STANDARD LAYOUT



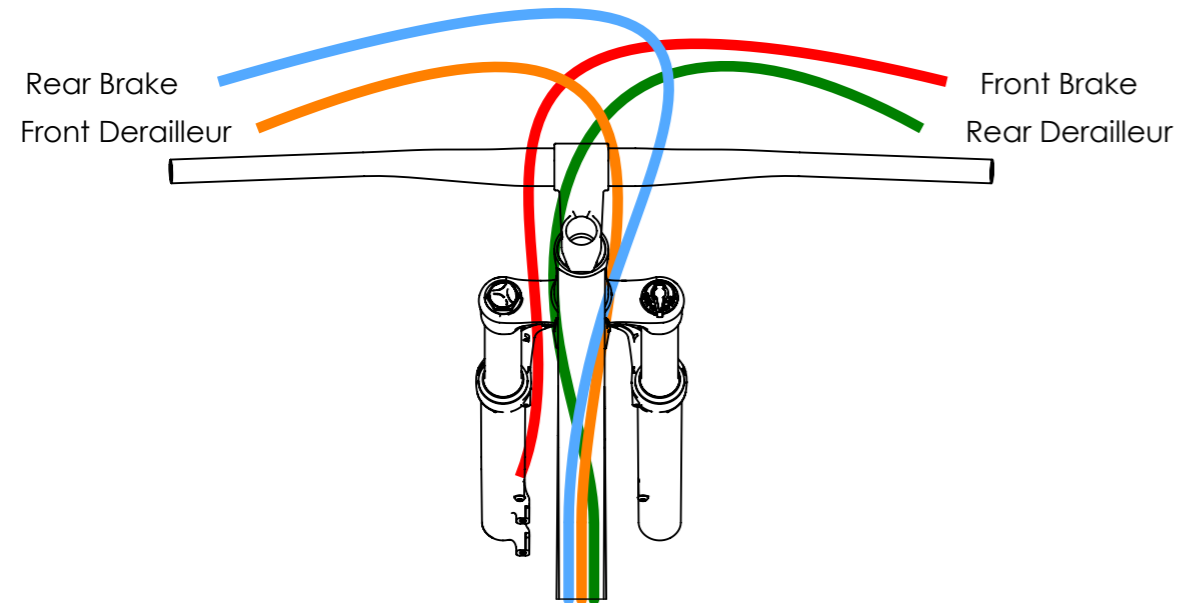
SELECT INTERNATIONAL LAYOUT



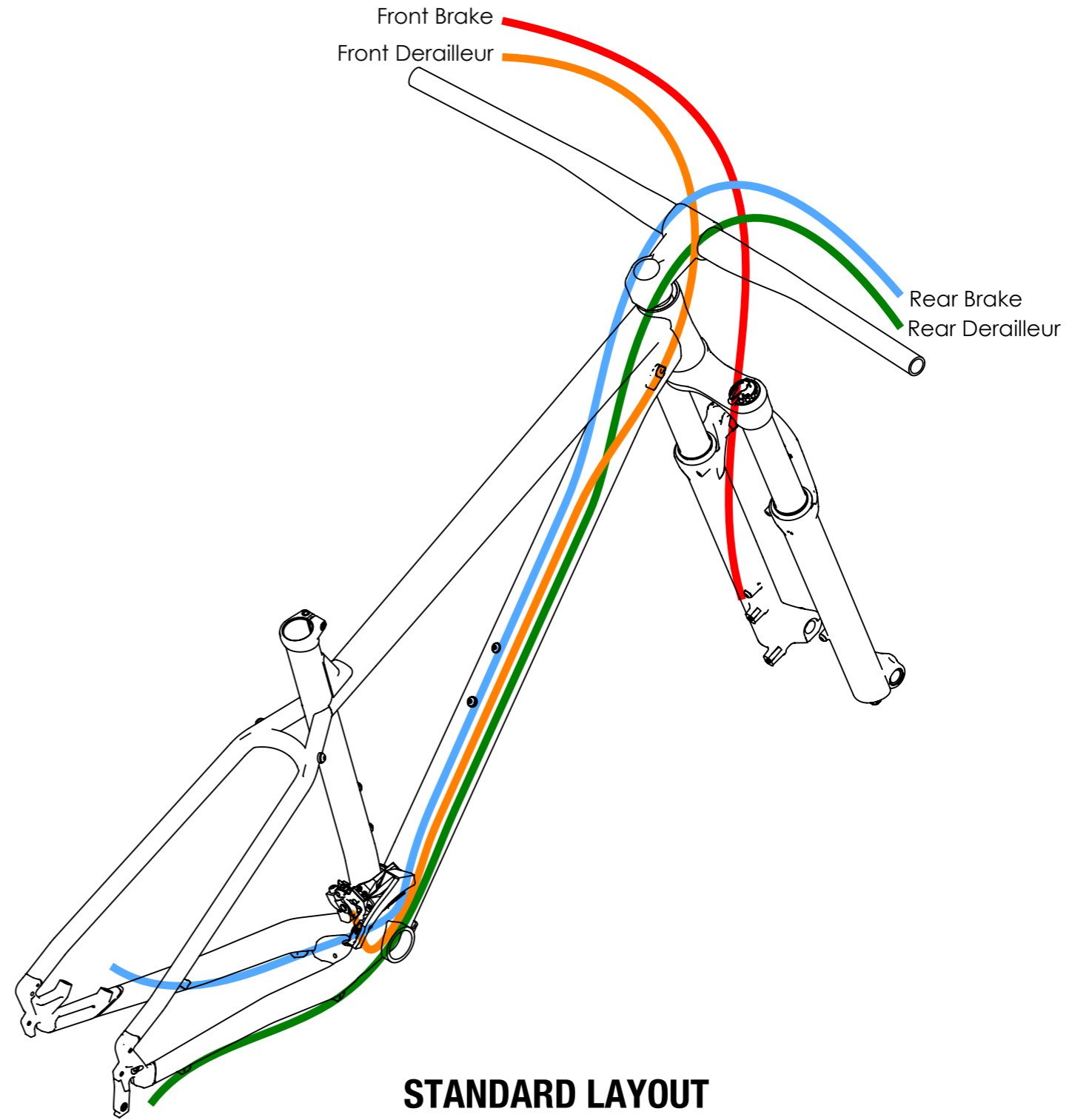
**STANDARD LAYOUT
ISOMETRIC VIEW**



STANDARD LAYOUT



SELECT INTERNATIONAL LAYOUT



**STANDARD LAYOUT
ISOMETRIC VIEW**